

60% 3/\$676,8, & 25 (& 7,), (56

)(\$785(6

"Plastic package has Underwriters Laboratory
Flammability Classification 94V-O Utilizing

"Metal silicon junction ,majority carrier conduction

"Built-in strain relief

"For surface mounted applications


"Low power loss ,high efficiency,High surge capability

"High current capability ,Low forward voltage drop

"For use in low voltage ,high frequency inverters, free wheeling ,
and polarity protection applications

"High temperature soldering guaranteed:260 /10 seconds at
terminals

"Component in accordance to RoHSaQ1)@6gyb€ p, „6ÉQse'\$ Áu“ •)“ XC2™1"u\$\$)wP#)B-f b)^6f bÄfÁdf<p8€ 08%b^)\)T D•C „!s!óa 5 /



0\$; , 080 5\$7, 1*6 \$1' & +\$5\$&7(5, 67, & 6

f &\$ PELH7G WSHUDXQQRHWKHUZRWHG

5 \$ 7 , 1 * 6 \$ 1 ' & + \$ 5 \$ & 7 (5 , 6 7 , & & 8 5 9 (6

FIG.1-FORWARD CURRENT DERATING CURVE

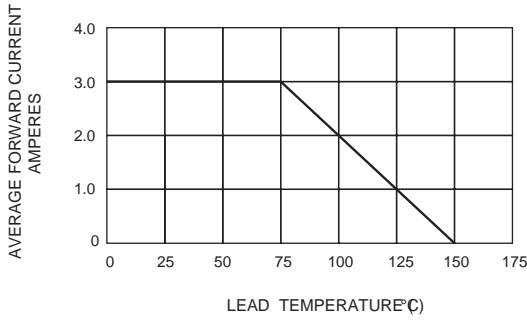


FIG.2-MAXIMUM NON-REPETITIVE PEAK FORWARD SURGE CURRENT

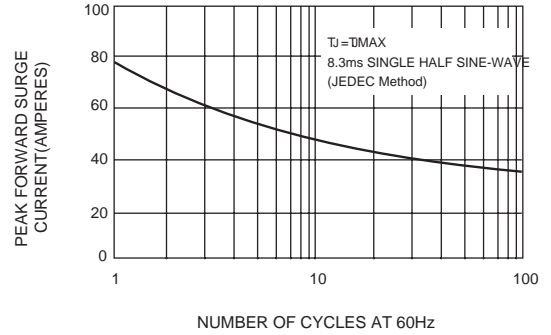


FIG.3-TYPICAL INSTANTANEOUS FORWARD CHARACTERISTICS

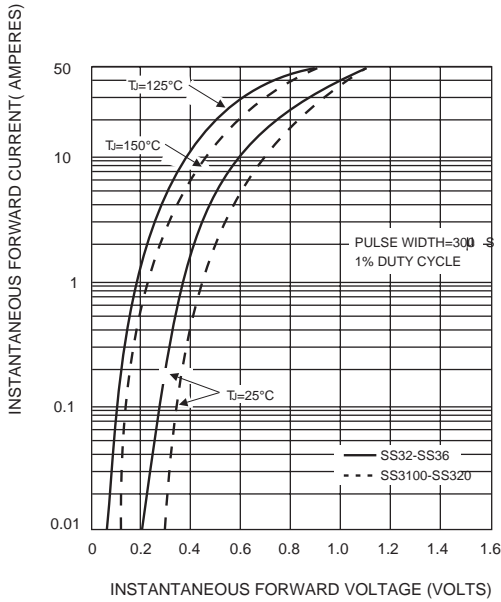


FIG.4-TYPICAL REVERSE CHARACTERISTICS

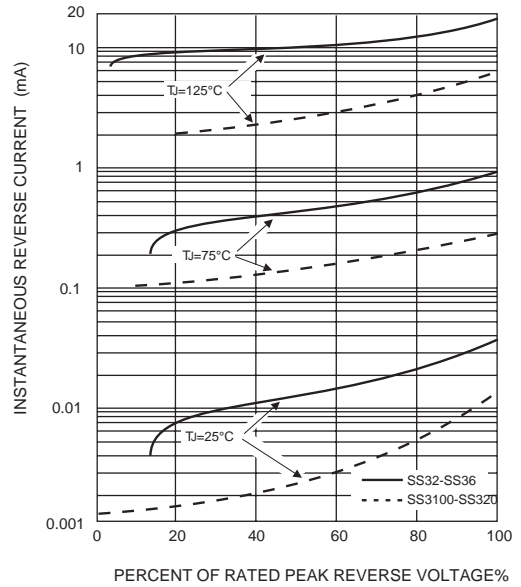


FIG.5-TYPICAL JUNCTION CAPACITANCE

